

Waldmann **W**
ENGINEER OF LIGHT.

EN

LIGHT FOR ARCHITECTURE | FREE-STANDING LUMINAIRES



LOOKING TO THE FUTURE AND CREATING PERSPECTIVES.

SUSTAINABLE CONSTRUCTION REDUCES FUTURE MAINTENANCE.

The efficient use of resources as well as responsible planning and construction are increasingly important for our future.

As the Engineer of Light, we use enhanced lighting concepts to ensure we use our resources responsibly.

Waldmann takes the initiative. Saving energy alone is not enough. Multidimensional concepts and components are required for efficient lighting design.

We consider the entire lifecycle of our solutions. This includes all phases from the development to the disposal, with the goal of using an integrated approach to maintain the balance of energy efficiency and lighting comfort.

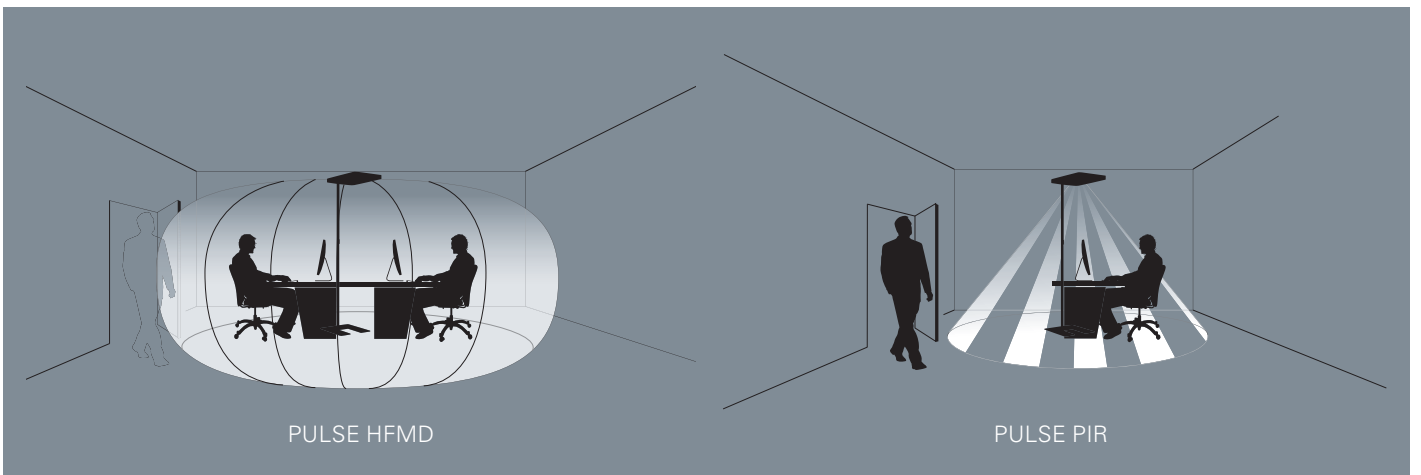
The primary goal of sustainable lighting is quality. Sustainable luminaires are energy efficient, environmentally friendly and resource-friendly. They improve the lighting environment of the workplace and are proven to boost employee performance.

The quality label **efficient light** is awarded to energy-optimized Waldmann products with very high lighting quality.

efficient light products use electronic ballasts, as well as efficient fluorescent lamps or LED modules. The luminaire efficiency of the free-standing luminaires is at least 70 %. Consumption when in standby is limited to a maximum of 1 Watt for sensor-controlled luminaires.



efficient *light*



PULSE HFMD

PULSE PIR

STATE OF THE ART

WALDMANN LIGHT MANAGEMENT SYSTEMS

Office efficiency – cutting costs, increasing productivity. The Green office is gaining popularity in office buildings.

Light plays an important role here. "Green" lighting is an unexpected way to protect resources and save energy. It directly affects the lifecycle costs and thus the attractiveness of the property.

Energy-reducing technologies with modern sensor systems and intelligent controls enable energy saving on a whole new level. Waldmann light management systems ensure that free-standing luminaires are only switched on if the sensor registers a presence in the room and the daylight is no longer sufficient. Waldmann has developed the unique sensor system PULSE HFMD (High Frequency Motion Detector). This technology detects even the smallest movements within a definable field. Accordingly, lights fitted with PULSE HFMD only switch on when someone enters the room and automatically switch off when they leave the room. Furthermore, the sensor regulates the amount of lighting based on the level of daylight. The users hardly notice the luminaires being switched on and off because the light is slowly brightened and dimmed.

The intelligent light management not only saves energy, but the lower operating times increase the life of the fluorescent lamps and extend the maintenance intervals.

Further saving potential is realized by interfaces to other systems (blind systems, heating, ventilation and air conditioning). In combination with KNX or LON components, Waldmann's sensor-controlled free-standing luminaires become part of an intelligent building and exchange information with other systems. Additional modules or custom-built products are not necessary. Optionally, Waldmann free-standing luminaires can also be fitted with the passive infrared sensor PULSE PIR.



KNX = open standard for home and building control

LON = Local Operating Network

Waldmann is a member of the DALI workgroup



You can find more information on light management and the building management systems at www.waldmann.com "Architectural lighting/Topics."

SIRA

LIGHTING UP THE FUTURE



The future must be different: New, creative, visionary. The future must inspire us and captivate us all. The future needs ideas and energy. SIRA is the future.

Powerful LEDs offer new possibilities in terms of operation, light guidance and luminaire design. SIRA makes use of these options and creates revolutionary new function and design superior to all previous free-standing luminaire concepts.

- The first LED luminaire for the illumination of the workplace
- The latest generation of HIGH-POWER LEDs
- Only 94 W installed output
- Harmonious, warm LED indirect light
- Activating, adjustable LED direct light
- Special lenses for glare-free illumination on the desk surface
- Self-explanatory, easy to reach switch control
- Separate control of direct and indirect light
- Integrated plug sockets



Powerful and economical

A quantum leap with just 94 Watts consumption. The latest generation of power LED lights up a workplace AND the adjacent space.

Glare-free, perfectly positioned LED light

Asymmetric optics from the bright sparks at Waldmann: TWO in ONE. The LED light has a wide, glare-free beam. The light direction can be manually adjusted to the task by rotating the lens.

Room and work area lighting are separated switched

Evocative LED indirect room lighting with warm colours. Activating, cool LED direct light for desks. Individually adjustable, easy to operate.





ATARO HYBRID

HIGH-TECH x 2




The whole is greater than the sum of its parts. Even more: the symbiosis of light in three-dimensional space is setting new standards. New standards amplify the possibilities and encourage new ideas.

ATARO HYBRID is packed full of new ideas. It makes use of the positive properties of various lighting technologies and combines them in one complete system. The separation of room and work area lighting takes into account energy usage and individual needs. The option of asymmetric distribution for both the indirect and direct lighting components offers new

possibilities for positioning the luminaire at the workplace.

- Pleasant room lighting from T5 LS lamp technology
- HIGH-POWER LED with special lenses to illuminate large working areas
- Glare-free and activating LED direct light
- Asymmetric beam, light in the right place
- Can be integrated in various workplace concepts

- Separate, individual operation of direct and indirect light
- Intuitive operation
- Only 144 W installed output



Control, disperse and reduce the glare of LED light

An engineering feat of brilliance: PMMA prismatic screen combined with collimators – developed by the Engineer of Light.

Double use

Saves energy and is easy to operate: Direct and indirect light are separately switchable and dimmable.

Strikingly unique

Four LED components direct the LED light to where it is most needed. Their design emphasises the special character of this luminaire.

ATARO

LIGHT WITH A SENSE OF FAMILY



ATARO is not just a light. ATARO is a complete lighting system. ATARO represents a unique idea: intelligent engineering and high-quality design are combined in one luminaire.

- Timelessly sophisticated design
- All-round glare control with AMBIO*
- Direct-Indirect light distribution
- Maximum light efficiency
- Easy operation
- Options include: free-standing, desk mounted, wall-mounted or suspended luminaires
- Technical flexibility: switchable, dimmable, light management, connection to DALI or building management systems.

- Two or four compact fluorescent lamps

*AMBIO is a new glare-free technology. Exclusively by Waldmann. The heart and soul of AMBIO is a prism disk with a surface consisting of numerous micro prisms. The result: no direct glare and no reflections on the monitor.



Saves maintenance time

Time is money. For convenient and fast cleaning, the frame and microprism panel can be easily removed without tools.

Self-explanatory operation

Ideal position in the pole. Easy to reach when sitting or standing. Clear assignment of functions. Easy and understandable explanations.

Impressive variety of models

A design range for a wide variety of applications. In addition to several free-standing models, desk-mounted, wall and pendant luminaires complete the ATARO family.






TYCOON COMFORT

THE INTELLIGENCE OF LIGHTING



TYCOON is inspirational. TYCOON creates the mood. TYCOON is adjustable. TYCOON. A design range for a wide variety of lighting concepts.

- Clear, cubic design
- Glare-free, pleasant lighting environment
- Easy operation
- Highly economical
- Integrated daylight and presence sensor PULSE HFMD or PIR
- Connection to DALI or building management systems KNX/LON
- A high level of proven energy efficiency
- Awarded the Minergie Label (CH) for low energy consumption
- A wide range of variants: free-standing, desk mounted, wall, surface-mounted and suspended luminaires.
- Two or four compact fluorescent lamps
- Also available with T5 lamp options



Brilliant efficiency

High light output with a luminaire efficiency of more than 90%. Particularly suitable for workplace-oriented concepts with a target energy consumption of < 10 W/square metre.

Motivating light quality

The microprism panel with a surface consists of numerous microprisms to ensure glare-free and even illumination of the workplace.

Uniform design

Free-standing, suspended, surface-mounted and wall mounted luminaires support the implementation of a wide range of lighting concepts within a design range.

TYCOON CLASSIC

CLASSIC STYLE IN A MODERN DESIGN



Supplying the basic requirements of modern office lighting, the TYCOON CLASSIC provides an up-to-date lighting solution for the cost-oriented project.

- Clear, cubic design
- Integrated daylight and presence sensor PULSE PIR
- Integrated EnOcean wireless technology 868 MHz, lighting level can be set wirelessly
- A range of variants including free-standing and desk mounted luminaires
- Two or four compact fluorescent lamps
- Perforated panel for glare-free light distribution



Easy cleaning and maintenance

The sides can be detached without tools and the perforated panel can be removed.

Flexible desk mounting

Saves space and costs. Integrative, varied options for mounting on furniture.

Cleverly devised functionality

Stable and practical. Thanks to the flat base, the luminaire can be directly positioned by the workplace with practically no restrictions whatsoever.





CHORUS

FITS ANY WORKING SPACE



CHORUS is a loyal lighting partner for flexible office installations. CHORUS introduced the free-standing luminaire concept to the office workplace. CHORUS – unobtrusive, classically designed, an established application.

- Timeless design
- The classic style in free-standing luminaires
- Integrated daylight and presence sensor PULSE PIR
- A range of variants including free-standing and desk mounted luminaires



Personal choice

The right light is a question of choice. CHORUS luminaires are individually switchable or dimmable.

For a whole room

90% indirect light, 10% direct light. The Chorus free-standing luminaire provides mainly indirect light to ILLUMINATE up to 20 square metres of office space.

No more than necessary

The base is flat and sufficiently heavy. Result: The luminaire is stable and can be easily integrated in any working environment.



	SIRA	ATARO HYBRID	ATARO HYBRID	ATARO	ATARO	ATARO
LIGHT SOURCE(S)	LED 78 W	4 x T5 24 W/840 LED 38 W	4 x T5 24 W/840 LED 38 W	4 x TC-L 40 W/840	4 x TC-L 40 W/840	2 x TC-L 40 W/840
LIGHT DISTRIBUTION						
Direct light greater than 20 %	•	•	•	•	•	•
Direct light less than 20 %						
Asymmetrical	•	•				
Direct/Indirect light separately adjustable	•	•	•			
GLARE PROTECTION						
AMBIO micro prisms				•	•	•
CDP micro prisms		•	•			
FRESNEL optical lens	•					
Fine-louvre perforated sheet metal						
UGR < 16 (LITG reference range 4H/8H)				•	•	•
UGR < 19 (LITG reference range 4H/8H)	•	•	•			
Luminance ≤ 1000 cd/m ² ¹						
Luminance ≤ 1500 cd/m ² ²				•	•	•
Luminance ≤ 3000 cd/m ² ³	•	•	•			
POSITION OF THE SWITCH						
In the pole	•	•	•	•	•	•
In the luminaire head						
LIGHT MANAGEMENT						
Switchable						
Dimmable						
DALI				•	•	
WIRELESS						
PULSE switchable				•	•	•
PULSE dimmable	•	•	•	•	•	•
PULSE PIR				•	•	•
PULSE HFMD				•	•	•
PULSE KNX				•	•	
PULSE LON				•	•	
ENERGY EFFICIENCY						
				•	•	•
Luminaire light efficiency > 65 lm/W						
Luminaire light efficiency > 60 lm/W				•	•	•
Luminaire light efficiency > 55 lm/W	•	•	•			
Energy efficiency class EEI lamp/ballast		Indirect light A/A2	Indirect light A/A2	A/A2	A/A2	A/A2
Power consumption	94 W	144 W	144 W	165 W	165 W	83 W

¹ EN12464² EN12464 draft, monitor with negative contrast, e.g. CAD³ EN12464 draft, monitor with positive contrast, e.g. Office applications

HEADQUARTERS GERMANY

Herbert Waldmann GmbH & Co. KG
Postfach 50 62
78057 VILLINGEN-SCHWENNINGEN
GERMANY
Telephone +49 7720 601-100
Fax +49 7720 601-290
www.waldmann.com
info@waldmann.com

FRANCE

Waldmann Eclairage S.A.S.
Zone Industrielle
Rue de l'Embranchement
67116 REICHSTETT
FRANCE
Telephone +33 3 88 20 95 88
Fax +33 3 88 20 95 68
www.waldmann.com
info-fr@waldmann.com

ITALY

Waldmann Illuminotecnica S.r.l.
Via della Pace, 18 A
20098 SAN GIULIANO MILANESE (MI)
ITALY
Telephone +39 02 98 24 90 24
Fax +39 02 98 24 63 78
www.waldmann.com
info-it@waldmann.com

THE NETHERLANDS

Waldmann B.V.
Lingewei 19
4004 LK TIEL
THE NETHERLANDS
Telephone +31 344 631019
Fax +31 344 627856
www.waldmann.com
info-nl@waldmann.com

AUSTRIA

Waldmann Lichttechnik Ges.m.b.H.
Gewerbepark Wagram 7
4061 PASCHING/LINZ
AUSTRIA
Telephone +43 7229 67400
Fax +43 7229 67444
www.waldmann.com
info-at@waldmann.com

SWEDEN

Waldmann Ljusteknik AB
Skebokvarnsvägen 370
124 50 BANDHAGEN
SWEDEN
Telephone +46 8 990 350
Fax +46 8 991 609
www.waldmann.se
info@waldmann.se

SWITZERLAND

Waldmann Lichttechnik GmbH
Benkenstrasse 57
5024 KÜTTIGEN
SWITZERLAND
Telephone +41 62 839 1212
Fax +41 62 839 1299
www.waldmann.com
info-ch@waldmann.com

UNITED KINGDOM

Waldmann Lighting Ltd.
Holme Well Road
Middleton
LEEDS LS 10 4TQ
WEST YORKSHIRE
UNITED KINGDOM
Telephone +44 113 2775662
Fax +44 113 2775775
www.waldmann.com
enquiries@waldmannlighting.co.uk

USA

Waldmann Lighting Company
9, W. Century Drive
WHEELING, ILLINOIS 60090
USA
Telephone +1 847 520 1060
Fax +1 847 520 1730
www.waldmannlighting.com
waldmann@waldmannlighting.com

CHINA

Waldmann Lighting Shanghai Pte. Ltd.
Part A, No. Five Normative Workshop
199 Changjian Road, Baoshan
SHANGHAI, P.R.C. 200949
CHINA
Telephone +86 21 5169 1799
Fax +86 21 3385 0032
www.waldmann.com
s.lo@waldmann.com.cn

SINGAPORE

Waldmann Lighting Singapore Pte. Ltd.
168, Jalan Bukit Merah, #04-09B,
Connection One, Tower 3
SINGAPORE 150168
SINGAPORE
Telephone +65 6275 8300
Fax +65 6275 8377
www.waldmann.com
sales-sg@waldmann.com